

HOLIDAY COUNTDOWN SAFETY CHAIN

PAGE 1 OF 3

Cut out to the strips and glue, tape, or staple them together to create your own Holiday Countdown Safety Chain!


CREATE A HOME ESCAPE PLAN WITH YOUR FAMILY



TEST YOUR SMOKE ALARMS TO MAKE SURE THEY WORK



WATER YOUR CHRISTMAS TREE DAILY



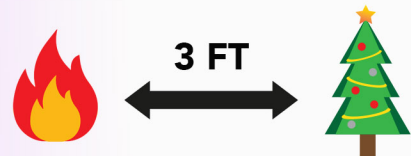
NEVER LEAVE CANDLES OR LIGHTS ON WHEN YOU GO TO BED



ADULTS SHOULD STAY IN THE KITCHEN WHILE COOKING



KEEP TREES AND DECORATIONS 3 FEET AWAY FROM AN OPEN FLAME OR HEAT



CHECK LIGHTS AND DECORATIONS TO MAKE SURE THERE ARE NO BROKEN PIECES OR CRACKS




THROW AWAY YOUR CHRISTMAS TREE RIGHT AFTER CHRISTMAS IS OVER



STAY OUT OF THE KITCHEN WHEN YOUR PARENTS ARE COOKING






HOLIDAY COUNTDOWN SAFETY CHAIN

PAGE 2 OF 3

Cut out to the strips and glue, tape, or staple them together to create your own Holiday Countdown Safety Chain!




KEEP SMALL TOYS OR LIGHTS AWAY FROM LITTLE KIDS OR BABIES



DON'T PLUG TOO MANY LIGHTS IN AT ONCE



MAKE SURE EACH LIGHT HAS ITS OWN OUTLET TO USE



KEEP HOLIDAY PLANTS AWAY FROM PETS AS THEY CAN GET SICK



IF AN EMERGENCY OCCURS, CALL 9-1-1



KEEP A FIRE EXTINGUISHER IN YOUR KITCHEN AND GARAGE IN CASE A FIRE OCCURS



REMIND YOUR PARENTS TO TURN POT HANDLES INWARD SO YOU CAN'T REACH THEM




PUT SHARP OR BREAKABLE ORNAMENTS HIGHER ON THE TREE SO BABIES CAN'T REACH THEM



USE BATTERY OPERATED CANDLES





HOLIDAY COUNTDOWN SAFETY CHAIN

PAGE 3 OF 3

Cut out to the strips and glue, tape, or staple them together to create your own Holiday Countdown Safety Chain!



PLACE CANDLES ON A STURDY AND FLAT SURFACE		
BUY A "FIRE RESISTANT" TREE		
NEVER LEAVE FOOD UNATTENDED IN THE KITCHEN		
NEVER PLAY WITH MATCHES OR LIGHTERS		
MAKE SURE YOU HAVE WORKING CARBON MONOXIDE ALARMS		
CLOSE YOUR BEDROOM DOORS BEFORE YOU GO TO SLEEP		
TURN OFF HEATERS BEFORE YOU GO TO BED		